

<b>Activities Covered by this Assessment</b>	Ab Kettleby Covid Risk Assessment 26.2.22 based on current Government guidance from <a href="https://www.gov.uk/coronavirus/education-and-childcare">https://www.gov.uk/coronavirus/education-and-childcare</a>		
<b>Site Address / Location</b>	Ab Kettleby Primary School	<b>Department / Service / Team</b>	CFS and Traded Services
Note: A person specific assessment must be carried out for young persons, disabled staff and new and expectant mothers conducting this activity			
<p><b>This risk assessment is for guidance only and must be adapted to include any further hazards and subsequent control measures. It is intended for activities within the school premises only. Once completed, please ensure initial risk ratings are added.</b></p>			
<p>As part of planning for full return on March 8<sup>th</sup> 2021, it was a legal requirement that schools revisited and updated their risk assessments (building on the learning to date and the practices they have already developed), to consider the additional risks and control measures to enable a return to full capacity in the Autumn term 2021. Settings should also review and update their wider risk assessments and consider the need for relevant revised controls in respect of their conventional risk profile considering the implications of coronavirus (COVID-19). Schools should ensure that they implement sensible and proportionate control measures which follow the health and safety hierarchy of controls to reduce the risk to the lowest reasonably practicable level.</p>			
<p>February 22 revisions made to August 2021 Covid Risk Assessment. This Risk Assessment will be reviewed/adapted in line with School specific changes, and Local or National guidance.</p>			
<p><b>Engage with the NHS Test and Trace process:</b> Schools must ensure they understand the NHS Test and Trace process and how to contact their local <a href="#">Public Health England health protection team</a> and DFE Covid Helpline. Schools must ensure that staff members and parents/carers understand that they will need to be ready and willing to: <a href="#">book a test</a>, <a href="#">self-isolate</a>. Anyone who displays symptoms of coronavirus (COVID-19) can and should get a test. Tests can be booked online through the NHS <a href="#">testing and tracing for coronavirus website</a>, or ordered by telephone via NHS 119 for those without access to the internet. Essential workers, which includes anyone involved in education or childcare, have priority access to testing. <b>Health Protection Team (PHE) 0344 2254 524 (option 1) DFE Covid helpline 0800 0468687</b></p>			
<p><b>Schools should ask parents and staff to inform them immediately of the results of a test:</b> 'stay at home: guidance for households with possible or confirmed coronavirus (COVID-19) infection'</p>			
<p><b>Guidance for full opening: schools. Please refer to:</b> <a href="https://www.gov.uk/government/publications/actions-for-schools-during-the-coronavirus-outbreak/guidance-for-full-opening-schools">https://www.gov.uk/government/publications/actions-for-schools-during-the-coronavirus-outbreak/guidance-for-full-opening-schools</a></p>			

**System of control:** This is the set of actions schools must take.

**Prevention:**

- 1) Minimise contact with individuals who are unwell by ensuring that those who have coronavirus (COVID-19) symptoms do not attend school.
- 2) Where/when recommended, the use of face coverings in schools for staff.
- 3) Clean hands thoroughly more often than usual.
- 4) Ensure good respiratory hygiene by promoting the 'catch it, bin it, kill it' approach.
- 5) Cleaning of frequently touched surfaces often, using standard products such as detergents.
- 6) Always keeping occupied spaces well ventilated.

**In specific circumstances:**

- 7) Ensure individuals wear the appropriate personal protective equipment (PPE) where necessary.
- 8) Minimise contact between individuals and maintain social distancing wherever possible. (PPE).
- 9) Promote and engage in asymptomatic testing, where available.

**Response to any infection**

You must always:

- 10)** Promote and engage with the NHS Test and Trace process.
- 11)** Manage and report confirmed cases of coronavirus (COVID-19) amongst the school community.
- 12)** Contain any outbreak by following local health protection team advice.

**Attendance:** School attendance will be mandatory again from the beginning of the Autumn term 2021. This means from that point, the usual rules on school attendance will apply, including:

- parents' duty to secure that their child attends regularly at school where the child is a registered pupil at school and they are of compulsory school age;
- schools' responsibilities to record attendance and follow up absence
- the availability to issue sanctions, including fixed penalty notices in line with local authorities' codes of conduct

**For further advice on clinical and/or public health advice please refer to:** <https://www.gov.uk/government/publications/actions-for-schools-during-the-coronavirus-outbreak/guidance-for-full-opening-schools> **Pupils who are shielding or self-isolating**

#### **Staff Lateral Flow Testing:**

Members of staff can opt in to complete a home lateral flow test weekly. If staff test negative, then they come to school as usual. If staff test positive, then they are advised to stay at home for 5 days before testing again.

#### **PPE:**

Staff may choose to wear face coverings in all communal areas both inside and outside. They may also wear a face covering for the following:




- Where an individual child, young person or other learner becomes ill with coronavirus (COVID-19) symptoms
- Where a child, young person or learner already has routine intimate care needs that involves the use of PPE, in which case the same PPE should continue to be used.

**Monitoring and review of risk controls**

It is important that employers know how effective their risk controls are. They should monitor and review the preventive and protective measures regularly, to ensure the measures are working, and taking action to address any shortfalls



**Where there are Covid updates issued by the Government, these will be incorporated into this Risk Assessment**

Hazard (Something with a potential to cause harm)	Who might be Harmed & How?	Existing Controls (Consider Hierarchy of Control)	Initial Risk Rating (S x L)			Further Controls Required (Consider Hierarchy of Control)	Final Risk Rating (S x L)			Action Required		
			Severity	Likelihood	Risk Rating		Severity	Likelihood	Risk Rating	Who (Initial)	Date By: (---/---/---)	Done ?
<b>Coming into contact with individuals who are unwell</b>	Staff, pupils, visitors and contractors. Reduced infection control which	<ul style="list-style-type: none"> <li>Staff, pupils, visitors and contractors do not come into the school if they have COVID19 symptoms or have tested positive in the last 5 days (without 2 negative LFT).</li> </ul>				<ul style="list-style-type: none"> <li>Any meetings with contractors will include this risk assessment and school will expect to have sight of contractors covid</li> </ul>						

	<p>may result in spread of COVID19</p>	<ul style="list-style-type: none"> <li>• Contractors must submit their COVID risk assessment as part of their RAMS prior to arrival on site.</li> <li>• Anyone developing COVID19 symptoms is sent home.</li> <li>• Persons who have symptoms will be advised to isolate for at least 5 days and will not be in school. 2 negative LFT must be sought before returning</li> </ul>		<p>risk assessments</p> <ul style="list-style-type: none"> <li>• Visitors/contractors will sign a declaration before entering the school building – to include contact telephone number for test and trace compliancy</li> <li>• NHS Test and Trace QR code displayed in the entrance.</li> <li>• Keep a register of anyone who is self-isolating</li> <li>• Share risk assessment with all staff</li> <li>• Parents are made fully aware of risk arrangements and any amendments</li> <li>• School to have a copy of LA SEN transport Covid risk assessment</li> </ul>		
--	--	---	--	---	--	--

				<ul style="list-style-type: none"> <li>Any non-regular essential visitors can choose to wear a mask when coming inside of the school i.e. educational psychologists, parents.</li> </ul>					
<p><b>A pupil shows symptoms of COVID19 whilst in school</b></p>	<p>Staff, pupils, visitors and contractors. Reduced infection control which may result in spread of COVID19</p>	<p>If someone falls ill</p> <ul style="list-style-type: none"> <li>If a worker/student develops a high temperature – this means you feel hot to touch on your chest or back (you do not need to measure your temperature above 38C°)</li> <li>new, continuous cough – this means coughing a lot for more than an hour, or 3 or more coughing episodes in 24 hours (if you usually have a cough, it may be worse than usual)</li> <li>Loss of, or change in, their normal sense of taste or smell (anosmia) this means you've noticed you cannot smell or taste anything, or things smell or taste different to normal</li> <li>A pupil awaiting to be collected, is moved, if possible, to a room where they can be isolated behind a closed door (<i>depending on the age and needs of the pupil</i>) with</li> </ul>		<ul style="list-style-type: none"> <li>School to follow PHE guidance on non-healthcare settings</li> <li>The Snug to be used to isolate pupil</li> <li>A supply of first aid kit will be located in the Office if The Snug is used for quarantine</li> </ul>					

		<p>appropriate adult supervision if required.</p> <ul style="list-style-type: none"> <li>• Windows are open for ventilation.</li> <li>• PPE is worn by staff caring for the pupil while they await collection if a distance of 2 metres cannot be maintained.</li> <li>• The area around the pupil with symptoms is cleaned after they have left. (See cleaning hazard)</li> <li>• Everyone washes their hands thoroughly for 20 seconds with soap and running water or use hand sanitiser after any contact with someone who is unwell.</li> </ul>								
<b>Carrying out 1<sup>st</sup> aid</b>	First Aider Person being treated by the first aider.	<ul style="list-style-type: none"> <li>• A first aider will NOT be treating a person who has the symptoms of COVID-19 as specified by the NHS and Government unless life threatening condition use St John's ambulance guidance (link at end of document).</li> <li>• If a child presents symptoms of COVID-19 they will be isolated 2m away from people and parents called to collect them.</li> <li>• Persons who have symptoms will be advised to isolate for 5 days and will not be in school.</li> <li>• The first aider will wash their hands for at least 20 seconds with</li> </ul>			<ul style="list-style-type: none"> <li>• The Snug used for covid symptoms</li> <li>• Monitor registers to ensure 5 days isolation has taken place</li> <li>• Lunchtime supervisor to cover lunchtime first aid</li> <li>• Ensure that waste is placed in the correct bins i.e. medical waste bin, PPE bin</li> <li>• Most up-to-date PHE guidance to be followed</li> <li>• Ensure an adequate</li> </ul>					

		<p>soap and water before donning gloves.</p> <ul style="list-style-type: none"> <li>• Nitrile Gloves conforming BSEN455 will be worn to deliver first aid.</li> <li>• Latex gloves will be avoided to remove the risk of allergic reaction.</li> <li>• The first aider will cover any cuts on their hands with water proof plasters.</li> <li>• The first aider will avoid putting their fingers in their mouth and touching their face.</li> <li>• The first aider will avoid touching any part of a dressing that will come in contact with a wound.</li> <li>• The first aider will wear a mask and visor (if the person requiring first aid is showing signs of COVID19) conforming BSEN 166.1b.3 to prevent bodily fluids being splashed into the eyes.</li> <li>• A fluid-resistant surgical face mask will be worn by the first aider, if the person is presenting with COVID19 symptoms. The surgical masks used conform to <b>BS EN 14683:2019 Type IIR.</b></li> <li>• After each first aid treatment is given all equipment and surfaces,</li> </ul>		<p>supply for PPE is procured from your usual supplier. Contact for PPE orders if you have difficulties with your own suppliers:</p> <ul style="list-style-type: none"> <li>• Leicester City: <a href="mailto:icrs.service@leicester.gov.uk">icrs.service@leicester.gov.uk</a></li> <li>• Leicester County: <a href="mailto:enquirylinequality&amp;contracts@leics.gov.uk">enquirylinequality&amp;contracts@leics.gov.uk</a></li> <li>• Rutland: <a href="mailto:PPE@rutland.gov.uk">PPE@rutland.gov.uk</a></li> </ul>				
--	--	---	--	--	--	--	--	--



		<p>including goggles and visor used will be cleaned down using a detergent solution. This is followed by disinfection using a solution that contains 1000 parts per million (1000 ppm av.cl.). The goggles and visor are rinsed with clean water after being disinfected to remove any chemical residue.</p> <ul style="list-style-type: none"> <li>• After using the face masks, aprons and gloves they will be correctly doffed and placed straight into a double bag and the bags tied. The bags will be transferred to the external waste skip/bin which are collected weekly.</li> <li>• NHS hand washing posters have been installed above sinks to give information on good hand washing techniques.</li> <li>• Gloves will only be used for 1 treatment of first aid they will not be used to treat a second person requiring first aid.</li> <li>• Face masks will only be used for 1 treatment if that treatment required less than 1 metre contact</li> </ul>												
--	--	--	--	--	--	--	--	--	--	--	--	--	--	--











		<p>and takes place in the The Snug.</p> <ul style="list-style-type: none"> <li>• First aiders have been given information on how to correctly don and doff their PPE.</li> <li>• After first aid treatment is given and cleaning has been completed the first aider will wash their hands with soap and water for at least 20 seconds before commencing any further work.</li> <li>• There is a dedicated room for first aid that will be used solely for first aid treatment to help prevent bodily fluids contaminating other parts of the building.</li> <li>• The room is well ventilated at all times.</li> <li>• If you are required to perform cardiopulmonary resuscitation (CPR), you should conduct a “dynamic risk assessment”) and adopt appropriate precautions for infection control.</li> <li>• Where possible, it is recommended that you do not perform rescue breaths or mouth-to-mouth ventilation; perform</li> </ul>										
--	--	---	--	--	--	--	--	--	--	--	--	--

		<p>chest compressions only.</p> <ul style="list-style-type: none"> <li>• Resuscitation Council UK Guidelines 2015 state “If you are untrained or unable to do rescue breaths, give chest compression-only CPR (i.e. continuous compressions at a rate of at least 100–120 min<sup>-1</sup>). (RC UK studies have shown that compression-only CPR may be as effective as combined ventilation and compression in the first few minutes after non-asphyxia arrest (cardiac arrest due to lack of oxygen).</li> <li>• If a decision is made to perform mouth-to-mouth ventilation in asphyxia arrest, use a resuscitation face shield where available.</li> <li>• Should you have given mouth-to-mouth ventilation there are no additional actions to be taken other than to monitor yourself for symptoms of possible COVID-19</li> </ul>												
--	--	---	--	--	--	--	--	--	--	--	--	--	--	--

		<p>over the following 10 days. Should you develop such symptoms you should follow the advice on what to do on the NHS website?</p> <p><b>Hand hygiene</b></p> <ul style="list-style-type: none"> <li>• After contact with the individual, wash your hands thoroughly with soap and water or alcohol hand rub at the earliest opportunity.</li> <li>• Avoid touching your mouth, eyes and/or nose, unless you have recently cleaned your hands after having contact with the individual.</li> <li>• There are no additional precautions to be taken in relation to cleaning your clothing/uniform other than what is usual practice.</li> <li>• Cleaning the area where assistance was provided.</li> </ul> <p>Cleaning will depend on where assistance was provided. It should follow the advice for cleaning in non-healthcare settings. Public</p>												
--	--	--	--	--	--	--	--	--	--	--	--	--	--	--

		<p>areas where a symptomatic individual has passed through and spent minimal time in (such as corridors) but which are not visibly contaminated with body fluids can be cleaned in the usual way. However, all surfaces that the symptomatic individual has come into contact with must be cleaned and disinfected.</p> <ul style="list-style-type: none"> <li>If there has been a blood or body-fluid spill Keep people away from the area. Use a spill-kit if available, using the PPE in the kit or PPE provided by your employer/organisation and following the instructions provided with the spill-kit. If no spill-kit is available, place paper towels/roll onto the spill, and seek further advice from emergency services when they arrive.</li> </ul>							
<b>Isolation Areas.</b>	Staff, pupils, visitors, contractors.	If anyone becomes ill with coronavirus (COVID-19) symptoms and is awaiting collection they should be moved, if possible, to a room where they can be			<ul style="list-style-type: none"> <li>The Snug room to be used as primary isolation room</li> </ul>				



		<p>isolated behind a closed door,</p> <ul style="list-style-type: none"> <li>• Depending on the age and needs of the individual and with appropriate adult supervision if required.</li> <li>• Ideally, a window should be opened for ventilation. If it is not possible to isolate them, move them to an area which is at least 2 metres away from other people.</li> <li>• Isolation rooms must be an area where no other activity is taking place, the room or area must be limited in decoration and equipment where potential virus could attach and live.</li> <li>• Rooms or areas must be sanitised and locked off after person has been removed.</li> <li>• If they need to go to the bathroom while waiting to be collected, they should use a separate bathroom if possible. The bathroom must be cleaned and disinfected using standard cleaning products before being used by anyone else.</li> </ul>												
<b>Measures for</b>	Staff, pupils,	<ul style="list-style-type: none"> <li>• Use the CO2 monitors for poor</li> </ul>												

<p><b>Ventilation.</b></p>	<p>visitors, contractors. Spread of air borne virus</p>	<p>ventilation.</p> <ul style="list-style-type: none"> <li>• Make sure there is plenty of fresh air circulating around rooms, workshops, staff rooms. Even a small amount for a brief time.</li> <li>• In kitchens if there is an extractor fan leave it running for longer than usual with the door closed when the room is unoccupied.</li> <li>• Leave windows open for a brief time in break times to allow air to circulate when room is unoccupied. (but not as so to allow wet weather or vermin access)</li> <li>• Opening windows for short periods of time can still help.</li> <li>• Sites/rooms that are sealed and completely rely on mechanical ventilation must be on fresh air only and minimise recirculating air from one area or room to another. If the system fails the rooms must not be used until rectified.</li> <li>• Change layout of the room to avoid cold drafts.</li> <li>• Natural ventilation can be provided through open windows, or through other means such as vents and doors that are opened very frequently. However, fire doors should not be propped</li> </ul>										
----------------------------	---	---	--	--	--	--	--	--	--	--	--	--

		<p>open.</p> <ul style="list-style-type: none"> <li>• It is important not to completely close windows and doors when the area is occupied as this can result in very low levels of ventilation.</li> <li>• Lower temperatures and likely windy weather conditions in the winter months will increase the natural ventilation through openings. This means you don't need to open windows and doors as wide, so partially opening them can still provide adequate ventilation while maintaining a comfortable workplace temperature. Opening higher-level windows is likely to generate fewer draughts.</li> <li>• Airing rooms as frequently as you can, will help improve ventilation. This involves opening all doors and windows wide to maximise the ventilation in the room. It may be easier to do this when the room is unoccupied or between uses.</li> <li>• If the area is still cold you could relax dress codes so people can wear extra layers and warmer clothing.</li> <li>• Fan convector heaters can be used provided the area is well</li> </ul>												
--	--	--	--	--	--	--	--	--	--	--	--	--	--	--



		<p>ventilated, but they should not be used in poorly ventilated areas.</p> <ul style="list-style-type: none"> <li>• Lower temperatures and likely windy weather conditions in the winter months will increase the natural ventilation through openings. This means you don't need to open windows and doors as wide, so partially opening them can still provide adequate ventilation while maintaining a comfortable workplace temperature. Opening higher-level windows is likely to generate fewer draughts.</li> </ul>							
<b>Intimate care</b>		<ul style="list-style-type: none"> <li>• The staff member providing the intimate care will wash hands thoroughly before and after providing intimate care, using soap and water for at least 20 seconds. Use alcohol-based hand sanitiser if soap and water is not available.</li> <li>• NHS hand washing posters have been installed above sinks to give information on good hand washing techniques.</li> <li>• Face coverings (or any form of</li> </ul>			<p>Ensure an adequate supply for PPE is procured from your usual supplier. Contact for PPE orders if you have difficulties with your own suppliers:</p> <ul style="list-style-type: none"> <li>• Leicester County: <a href="mailto:enquirylinequality&amp;contracts@leics.gov.uk">enquirylinequality&amp;contracts@leics.gov.uk</a></li> <li>• Rutland: <a href="mailto:PPE@rutland.gov.uk">PPE@rutland.gov.uk</a> <ul style="list-style-type: none"> <li>• Ensure aprons, nitrile/latex disposable gloves and</li> </ul> </li> </ul>				

		<p>medical mask were instructed to be used for specific clinical reasons) will not be worn during this activity by those who may not be able to handle them as directed (for example, young children, or those with special educational needs or disabilities) as it may inadvertently increase the risk of transmission.</p> <ul style="list-style-type: none"> <li>Children, young people and students whose care routinely already involves the use of PPE due to their intimate care needs will continue to receive their care in the same way, using the same PPE as they have always done for this task. This PPE may include:             <ol style="list-style-type: none"> <li>Gloves</li> <li>Apron</li> <li>Mask</li> <li>Visor</li> </ol> </li> <li>If a child, young person or other learner becomes unwell with symptoms of coronavirus while in their setting and needs direct personal care until they can return home. A fluid-resistant</li> </ul>		<p>splash resistant goggles are procured. These should be procured through the school's normal supply chain, should this fail they may be able to be procured from the local resilience forum (LRF)</p>				
--	--	--	--	---	--	--	--	--

		<p>surgical face mask should be worn by the supervising adult if 2 meters social distancing cannot be maintained. The surgical masks used conform to <b>BS EN 14683:2019 Type IIR.</b></p> <ul style="list-style-type: none"> <li>• After using the face masks, aprons and gloves they will be correctly doffed and placed straight into a double bag and the bags tied. The bags will then be stored in a locked room for 72 hours before putting them into the external waste skip/bin.</li> <li>• If contact with the unwell child or young person is necessary, then nitrile disposable gloves, a disposable apron and a fluid-resistant surgical face mask should be worn by the supervising adult. If there is a risk of splashing to the eyes, for example from coughing, spitting, or vomiting, then eye protection should also be worn.</li> <li>• The room is well ventilated at all times.</li> </ul>							
<b>Assembly</b>	Staff and pupils	<ul style="list-style-type: none"> <li>• Assemblies/Collective Worship (CW) will move to online in line</li> </ul>			<ul style="list-style-type: none"> <li>• Assemblies will take place in the hall or via</li> </ul>				

	Reduced infection control which may result in spread of COVID19	with our Covid contingency plan		Microsoft Teams in line with contingency plan when necessary					
<b>Cleaning</b>	Reduced infection control which may result in spread of COVID19	<ul style="list-style-type: none"> <li>• A cleaning schedule in place throughout the site, ensuring that contact points, e.g. worksurfaces, door handles, taps etc. are all thoroughly cleaned and disinfected regularly.</li> <li>• Disinfecting should be performed using either a combined detergent disinfectant solution at a dilution of 1000 parts per million (ppm) available chlorine (av.cl.) or a neutral purpose detergent followed by disinfection (1000 ppm av.cl.) the google and visor will be rinsed with clean water after being disinfected.</li> <li>• Extra attention is to be given to frequently touched areas and surfaces, e.g. doors, toilets, door handles, phones, light switches and door fobs, etc.</li> <li>• Hand towels and hand wash are to be checked and replaced as needed by the Premises Officer</li> </ul>		<ul style="list-style-type: none"> <li>• Enhanced cleaning regime is in place with: high touch points mid-enhanced cleaning</li> </ul>					

		<p>and cleaning staff.</p> <ul style="list-style-type: none"> <li>• Only cleaning products supplied by the school are to be used. Staff are told not to bring cleaning products from home.</li> <li>• Please refer to the school's COSHH risk assessments for further control measures in relation to cleaning chemicals used.</li> <li>• PPE required for cleaning will be noted in the outcome of the COSHH risk assessments conducted for cleaning chemicals used.</li> <li>• Bins are emptied into the external waste bin/skip regularly.</li> </ul>										
--	--	--	--	--	--	--	--	--	--	--	--	--

To add more rows to the risk assessment, place the cursor within the last row right click and select insert row below.

#### **Covid information sources and references**

**(June 2020/updated July 2021) Source:**

<https://www.gov.uk/government/publications/safe-working-in-education-childcare-and-childrens-social-care/safe-working-in-education-childcare-and-childrens-social-care-settings-including-the-use-of-personal-protective-equipment-ppe> (16th June)

**Guidance for full opening: schools (updated 27.08.21)**

<https://www.gov.uk/government/publications/actions-for-schools-during-the-coronavirus-outbreak/guidance-for-full-opening-schools>

**Protective measures for out-of-school settings during the coronavirus (COVID-19) outbreak**

<https://www.gov.uk/government/publications/protective-measures-for-holiday-or-after-school-clubs-and-other-out-of-school-settings-for-children-during-the-coronavirus-covid-19-outbreak/protective-measures-for-out-of-school-settings-during-the-coronavirus-covid-19-outbreak>

**Legionella risks during the coronavirus outbreak**

<https://www.hse.gov.uk/coronavirus/legionella-risks-during-coronavirus-outbreak.htm>

**Air conditioning and ventilation during the coronavirus outbreak**

<https://www.hse.gov.uk/coronavirus/equipment-and-machinery/air-conditioning-and-ventilation.htm>

**Guidance for food businesses on coronavirus (COVID-19)**

<https://www.gov.uk/government/publications/covid-19-guidance-for-food-businesses/guidance-for-food-businesses-on-coronavirus-covid-19>

**Coronavirus (COVID-19): safeguarding in schools, colleges and other providers**

<https://www.gov.uk/government/publications/covid-19-safeguarding-in-schools-colleges-and-other-providers/coronavirus-covid-19-safeguarding-in-schools-colleges-and-other-providers>

**Children who should be advised to 'shield'**

<https://www.rcpch.ac.uk/resources/covid-19-shielding-guidance-children-young-people#children-who-should-be-advised-to-shield>

**Coronavirus (COVID-19): safer travel guidance for passengers**

<https://www.gov.uk/guidance/coronavirus-covid-19-safer-travel-guidance-for-passengers>

**Testing and tracing for coronavirus**

<https://www.nhs.uk/conditions/coronavirus-covid-19/testing-and-tracing/>

**COVID-19: guidance for households with possible coronavirus infection**

<https://www.gov.uk/government/publications/covid-19-stay-at-home-guidance>

**Coronavirus (COVID-19): getting tested**

<https://www.gov.uk/guidance/coronavirus-covid-19-getting-tested>

**Contacts: PHE health protection teams**

<https://www.gov.uk/guidance/contacts-phe-health-protection-teams>

**Safe working in education, childcare and children's social care settings, including the use of personal protective equipment (PPE)**

<https://www.gov.uk/government/publications/safe-working-in-education-childcare-and-childrens-social-care/safe-working-in-education-childcare-and-childrens-social-care-settings-including-the-use-of-personal-protective-equipment-ppe>

- **Source:** <https://www.gov.uk/government/publications/actions-for-educational-and-childcare-settings-to-prepare-for-wider-opening-from-1-june-2020/actions-for-education-and-childcare-settings-to-prepare-for-wider-opening-from-1-june-2020>
- **Hand wash video** <https://www.gov.uk/guidance/coronavirus-covid-19-information-for-the-public>
- **Guidance for education and childcare settings on how to implement social distancing** <https://www.gov.uk/government/publications/coronavirus-covid-19-implementing-social-distancing-in-education-and-childcare-settings/coronavirus-covid-19-implementing-social-distancing-in-education-and-childcare-settings>
- **Guidance on infection prevention and control for COVID-19** <https://www.gov.uk/government/publications/wuhan-novel-coronavirus-infection-prevention-and-control>
- **Managing premises** <https://www.gov.uk/government/publications/managing-school-premises-during-the-coronavirus-outbreak/managing-school-premises-which-are-partially-open-during-the-coronavirus-outbreak#other-points-to-consider>
- **Source NHS:** <https://www.nhs.uk/conditions/coronavirus-covid-19/check-if-you-have-coronavirus-symptoms/>
- **Coronavirus (COVID-19): implementing protective measures in education and childcare settings:** <https://www.gov.uk/government/publications/coronavirus-covid-19-implementing-protective-measures-in-education-and-childcare-settings/coronavirus-covid-19-implementing-protective-measures-in-education-and-childcare-settings>
- **COVID-19: cleaning in non-healthcare settings:** <https://www.gov.uk/government/publications/covid-19-decontamination-in-non-healthcare-settings/covid-19-decontamination-in-non-healthcare-settings>
- **St. John Ambulance Covid-19: advice for first aiders:** <https://www.sja.org.uk/get-advice/first-aid-advice/covid-19-advice-for-first-aiders/>
- **Conducting a SEND risk assessment during the coronavirus outbreak:** <https://www.gov.uk/government/publications/coronavirus-covid-19-send-risk-assessment-guidance/coronavirus-covid-19-send-risk-assessment-guidance>
- **HSE. Talking with your workers about preventing coronavirus:** <https://www.hse.gov.uk/news/assets/docs/talking-with-your-workers.pdf>



- **Contact for PPE orders if you have difficulties with your own suppliers:**  
 Leicester City : [icrs.service@leicester.gov.uk](mailto:icrs.service@leicester.gov.uk)  
 Leicester County: [enquirylinequality&contracts@leics.gov.uk](mailto:enquirylinequality&contracts@leics.gov.uk)  
 Rutland: [PPE@rutland.gov.uk](mailto:PPE@rutland.gov.uk)

During this activity, what could go wrong resulting in an emergency situation?	<ol style="list-style-type: none"> <li>1. Child displays symptoms with CV19</li> <li>2. Child from teaching group who has been sent home becomes confirmed case.</li> <li>3. Staff becoming ill and self-isolating.</li> </ol>
How could this emergency situation be prevented / controlled?	<ol style="list-style-type: none"> <li>1. Isolate child until collected.</li> <li>2. Follow self-isolating guidance, ensure that reporting of illness procedures well understood.</li> </ol>
Who should respond to a potential emergency situation and how? Have staff been trained to respond to this emergency situation?	<ol style="list-style-type: none"> <li>1. Staff to supervise child until collected where 2m rule cannot be implemented PPE to be worn.</li> <li>2. Make staff aware of guidance in link below, develop guidance on internal monitoring of staff and pupils on self-isolation and student attendance recording.</li> <li>3. Follow guidance: <a href="https://www.gov.uk/government/publications/coronavirus-covid-19-implementing-protective-measures-in-education-and-childcare-settings/coronavirus-covid-19-implementing-protective-measures-in-education-and-childcare-settings">https://www.gov.uk/government/publications/coronavirus-covid-19-implementing-protective-measures-in-education-and-childcare-settings/coronavirus-covid-19-implementing-protective-measures-in-education-and-childcare-settings</a> Consider reallocating staff or capacity of school to remain open. Consult with LA and/or Trust on closure.</li> <li>4. <a href="https://www.gov.uk/government/publications/actions-for-schools-during-the-coronavirus-outbreak/guidance-for-full-opening-schools">https://www.gov.uk/government/publications/actions-for-schools-during-the-coronavirus-outbreak/guidance-for-full-opening-schools</a></li> </ol>

Could any non – routine changes affect the safety arrangements in place for this activity? (E.g. weather, people, equipment etc.) What can be done?	Refer to any new government guidance.

Risk Assessor (s) Name(s):	Andrea Brown	Risk Assessor(s) Signature (S):	<i>Abrown</i>	
Authorised By:	Jason McGeough	Authoriser Signature:	Jason McGeough	<b>Initial</b>
Date Conducted:	12.9.21	Date of Next Review:	17.12.21 (or earlier if necessary)	AB
		Date of Review:	Feb 22	AB
		Date of Review:	April 22	
		Date of Review:		
		Date of Review:		

<b>Potential Severity of Harm</b>	<b>High</b> Death, paralysis, long term serious ill health.	<b>Medium</b>	<b>High</b>	<b>High</b>
---	--	---------------	-------------	-------------

	<b>Medium</b> An injury requiring further medical assistance or is a RIDDOR incident.	<b>Low</b>	<b>Medium</b>	<b>High</b>
	<b>Low</b> Minor injuries not resulting in any first aid or absence from work.	<b>Low</b>	<b>Low</b>	<b>Medium</b>
		<b>Low</b> The event is unlikely to happen.	<b>Medium</b> It is fairly likely to happen.	<b>High</b> It is likely to happen.
<b>Likelihood of Harm Occurring</b>				

<b>Risk Rating Definitions</b>	
<b>Low</b>	This is an acceptable level of risk. No further controls are required as the risk rating cannot be reduced any further. However, it is advised that continual monitoring occurs in order to ensure that no changes / deviation of control measures occur.
<b>Medium</b>	It is advised that further controls are implemented to reduce the risk rating to as low a level as possible. If the risk cannot be reduced to lower than a medium, then on site monitoring should occur to ensure that all stipulated controls are being adhered to.
<b>High</b>	This is an unacceptable risk rating. Urgent interim controls should be implemented to reduce the risk so far as is reasonably practicable. If the risk rating cannot be reduced to lower than a <b>High</b> , then a documented safe system of work should be implemented to control the activity. It may be necessary to seek further professional advice. Serious considerations should be given to the validity of carrying out the activity at all. Regular monitoring of the activity should occur.